

GWM Asset Management

Moderately Adventurous

Portfolio Objectives

GWM Asset Management aims to manage the portfolio to a volatility range of between 10.7% and 12.3% over rolling 10 year time periods. This is not guaranteed and actual volatility may fluctuate outside of these boundaries. The portfolio will be predominantly invested in equities, with some exposure to fixed income and other defensive assets. Equity exposure will range between 65% and 80% at the time of investment.

Performance & Volatility to 31st March 2021								
Performance	3 Months	3 Years	Since Launch	2020	2019	2018	2017	2016
Portfolio	1.5%	23.4%	40.3%	4.8%	15.4%	-3.7%	11.9%	-
*Volatility		11.2%	10.3%	16.1%	6.6%	9.4%	6.2%	-

*3 months volatility is not displayed as we regard this as too short-term. Past performance is not a reliable indicator of future results. Returns are net of income reinvested and investment management fees in GBP. Performance numbers are shown in discrete periods and volatility numbers are annualised. Ex ante transaction costs shown below are the expected transaction costs which include trading costs, broker commissions and spreads.

Source: GWM Asset Management, FE fundinfo

Portfolio Summary	
Benchmark	GWM Asset Management Growth 5 Strategic Asset Allocation IA Sector
Launch Date	01/09/2016
Yield	1.8%
**Est. Underlying Holdings Charge	0.48%
**Est. Underlying Transaction Cost (ex Ante)	0.18%
Platform Availability	Novia, Transact

Risk Rating

Risk	The portfolios will be managed to remain within a Finametrica Risk Score of 65 to 90
Descriptor	Growth
Expected Volatility (10 year average) (%)	10.7% - 12.3

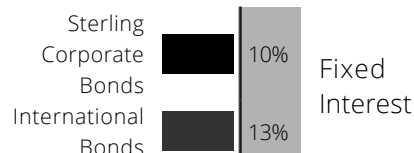
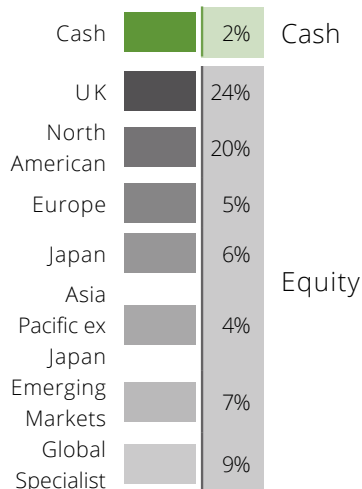
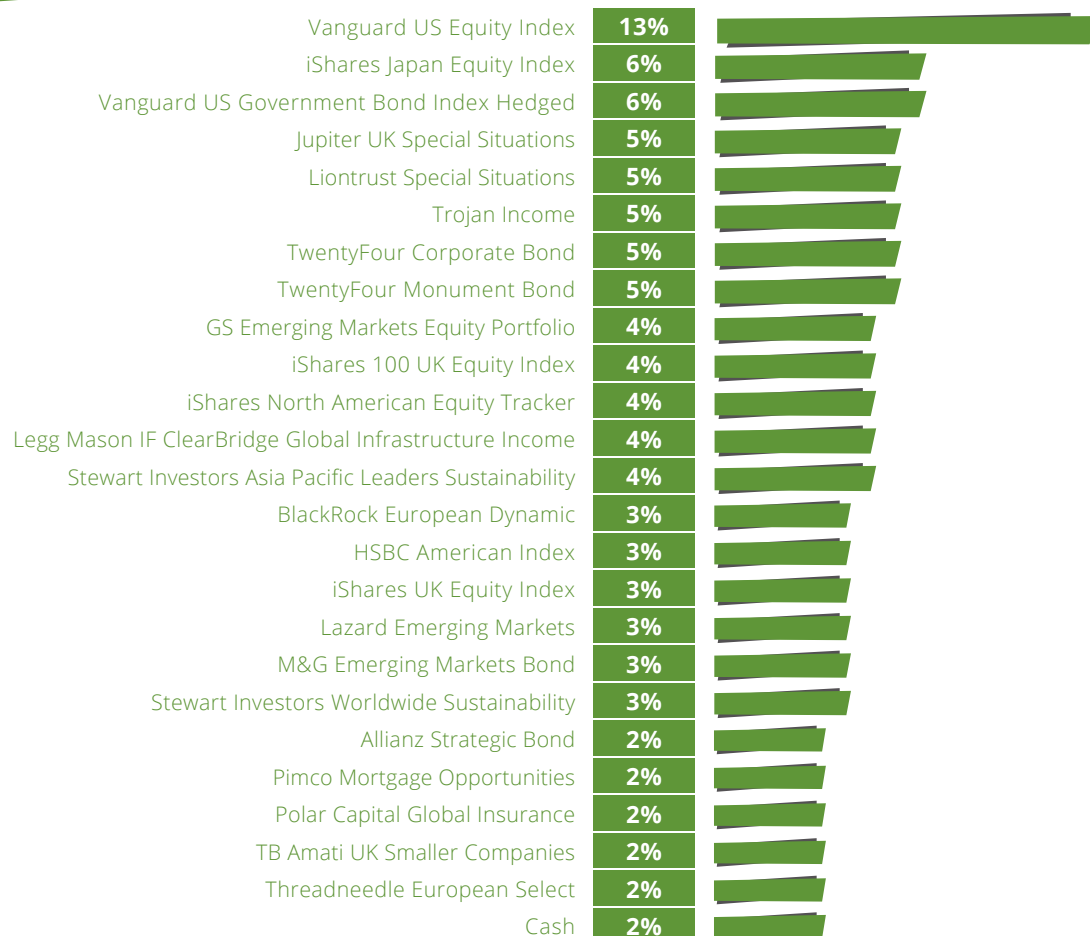
Commentary

Bond markets were the main source of excitement and turmoil for investors in the first three months of 2021. 10-year US Treasury bond yields almost doubled from 0.92% to 1.75% and 10-year UK gilt yields more than quadrupled from 0.20% to 0.85% as investors demanded higher returns to compensate for the perceived risk of higher inflation. In contrast, optimism about vaccination rollouts, economic recovery and rebounding corporate profits fuelled another strong quarter in stock markets, with the UK market rising by about 5%. Overseas stock markets also advanced by similar amounts, although returns for sterling-based investors were reduced by the strength of the pound. Even though yields on government bonds have risen, they remain lower than inflation whilst cash deposits continue to offer negligible returns. We therefore remain constructive on equities although we caution that returns in the years ahead are likely to be lower than investors have enjoyed over the past decade.

Vaccine rollout optimism lifts stock markets

**Estimated Charge: Weighted average of the OCF of all holdings. Where OCF is unavailable TER is used. The actual charge may vary depending upon Platform. Please note: Historic yield figures will only be provided for funds with at least 12 months of performance history. Where quoted, the yield is the aggregate and weighted position of each underlying fund within the portfolio and is based on the yield published by the manager of each respective fund.

Portfolio Composition %



This document is issued by GWM Asset Management. GWM Asset Management makes no warranties or representations regarding the accuracy or completeness of the information contained herein. Nothing in this document shall be deemed to constitute financial or investment advice in any way. This document shall not constitute or be deemed to constitute an invitation or inducement to any person to engage in investment activity. Past performance is not a guide to future returns and the value of capital invested and any income generated from it may fluctuate in value. Data provided by FE fundinfo. GWM Asset Management is registered in England and Wales (09749337) and is authorised and regulated by the Financial Conduct Authority (737512).