

GWM Asset Management Moderately Cautious

Portfolio Objectives

GWM Asset Management aims to manage the portfolio to a volatility range of between 7.5% and 9.1% over rolling 10 year time periods. This is not guaranteed and actual volatility may fluctuate outside of these boundaries. The portfolio will be invested in a mix of equities, fixed income and other defensive assets. Equity exposure will range between 40% and 55% at the time of investment.

Performance & Volatility to 31st March 2022									
Performance	3 Months	1 Year	3 Years	Since Launch	2021	2020	2019	2018	2017
Portfolio	-4.3%	3.0%	13.1%	25.9%	8.5%	3.0%	10.9%	-3.2%	7.7%
*Volatility		5.5%	7.8%	6.5%	5.2%	11.5%	4.4%	5.4%	3.3%

*3 months volatility is not displayed as we regard this as too short-term. Past performance is not a reliable indicator of future results. Returns are net of income reinvested and investment management fees in GBP. Performance does not consider platform or adviser fees. Performance numbers are shown in discrete periods and volatility numbers are annualised. Ex ante transaction costs shown below are the expected transaction costs which include trading costs, broker commissions and spreads.

Source: GWM Asset Management, FE fundinfo

Portfolio Summary	
Benchmark	GWM Asset Management Growth 3 Strategic Asset Allocation IA Sector
Launch Date	01/09/2016
Yield	1.5%
**Est. Underlying Holdings Charge	0.46%
**Est. Underlying Transaction Cost (ex Ante)	0.16%
Platform Availability	Novia, Transact

Risk Rating

Risk	The portfolios will be managed to remain within a Finametrica Risk Score of 40 to 60.
Descriptor	Cautious
Expected Volatility (10 year average) (%)	7.5% - 9.1%

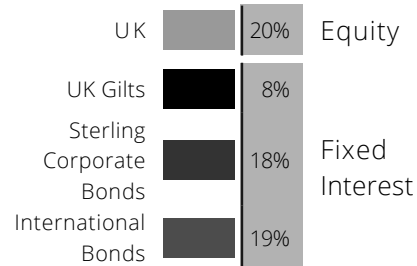
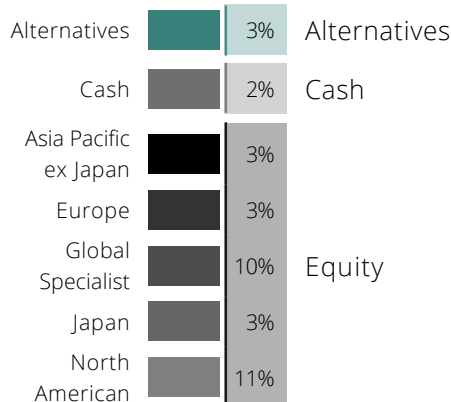
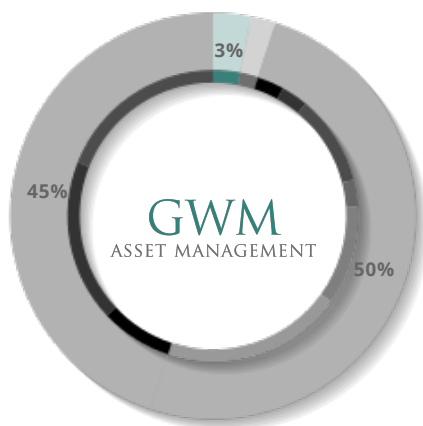
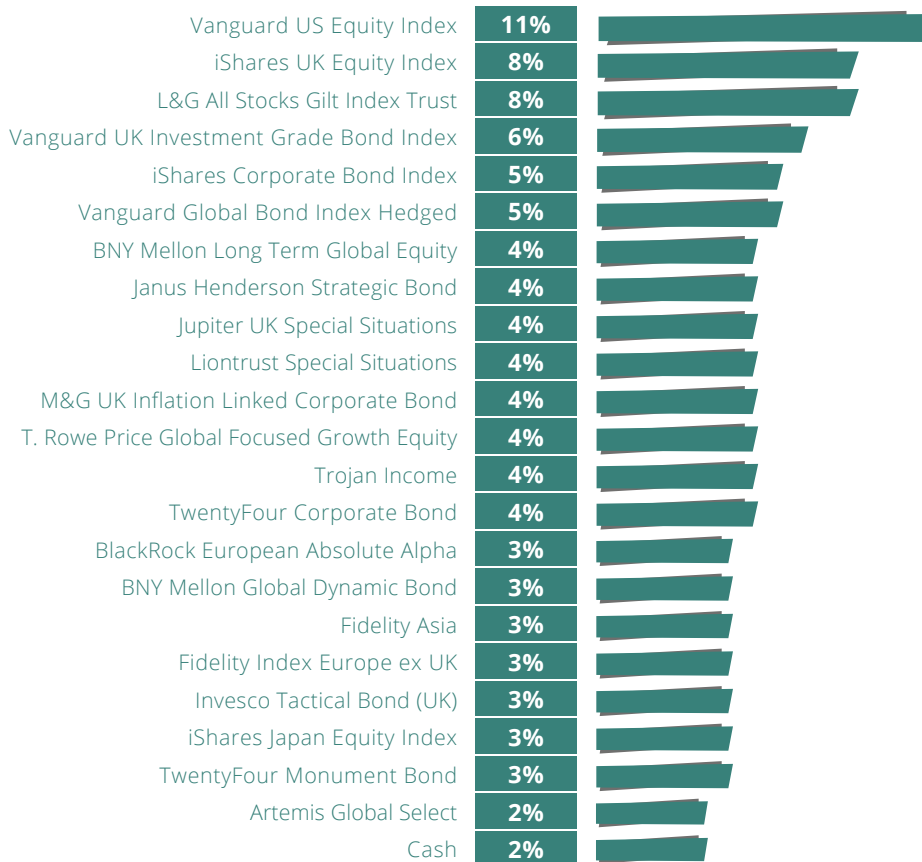
Commentary

The dreadful events in Ukraine are only exacerbating economic trends which were already established: rising inflation and slowing economic growth. Central banks are therefore walking a tightrope as they battle to control inflation without tipping economies into recession. Inflation, of course, is the nemesis of bond markets. Although government bond yields have risen as prices have fallen, they remain much lower than inflation. We expect returns from bonds to be modest in 2022, with income the main attraction. Rising interest rates and bond yields, rather than the conflict in Ukraine, caused most stock markets to stumble in the first quarter of 2022. For now at least, companies seem able to pass on higher costs to their customers to protect their profits. Equities therefore continue to be the asset class which offers investors the best prospects of preserving their capital in real terms. However, we are watching very closely for any signals of impending recession.



**Estimated Charge: Weighted average of the OCF of all holdings. Where OCF is unavailable TER is used. The actual charge may vary depending upon Platform. Please note: Historic yield figures will only be provided for funds with at least 12 months of performance history. Where quoted, the yield is the aggregate and weighted position of each underlying fund within the portfolio and is based on the yield published by the manager of each respective fund.

Portfolio Composition %



This document is issued by GWM Asset Management. GWM Asset Management makes no warranties or representations regarding the accuracy or completeness of the information contained herein. Nothing in this document shall be deemed to constitute financial or investment advice in any way. This document shall not constitute or be deemed to constitute an invitation or inducement to any person to engage in investment activity. Past performance is not a guide to future returns and the value of capital invested and any income generated from it may fluctuate in value. Data provided by FE fundinfo. GWM Asset Management is registered in England and Wales (09749337) and is authorised and regulated by the Financial Conduct Authority (737512).