

GWM Asset Management Adventurous



Portfolio Objectives

Square Mile aims to manage the portfolio to a volatility range of between 12.3% and 13.9% over rolling 10 year time periods. This is not guaranteed and actual volatility may fluctuate outside of these boundaries. The portfolio will be predominantly invested in equities, with some exposure to fixed income and other defensive assets. Equity exposure will range between 78% and 93% at the time of investment.

Performance & Volatility to 30/09/2019						
Performance	3 Months	6 Months	1 Yr	3 Yrs	5 Yrs	Since Launch
Portfolio	2.5%	7.7%	5.4%	31.5%	-	33.9%
*Volatility			10.4%	9.6%	-	9.6%

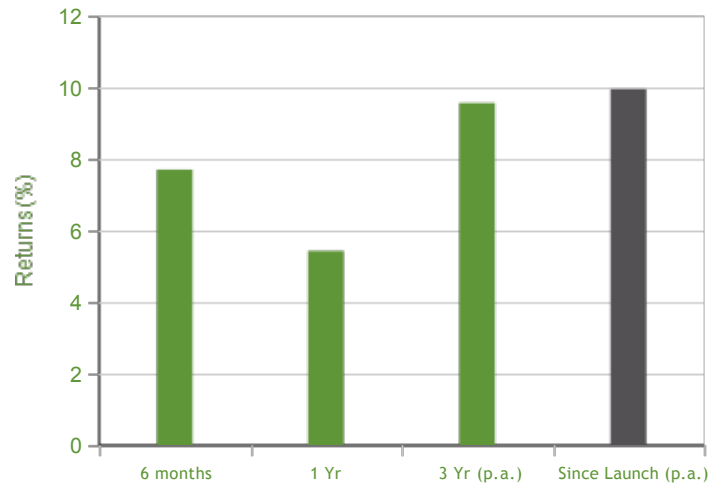
*3 & 6 month volatility are not displayed as we regard these as too short-term. Volatility numbers have been annualised. 3, 5 and since launch performance numbers have been annualised in the graph below only. Past performance is not a reliable indicator of future results.

Commentary

The portfolio made modest progress over the summer months. Bond markets were very strong and the continued strength of the dollar increased the value of the portfolio's international holdings. Growth in the global economy continues to slow and we are becoming concerned that it may peter out entirely and could even turn negative. Global Central Bankers are alive to this threat and have started to cut interest rates. However, this may prove too late as it takes time for lower rates to stimulate growth. Profits growth will slow and could decline as a result. We are taking action to move the portfolio to a slightly more defensive footing in case markets stumble. Over the long term, equity markets continue to offer a relatively attractive yield and return potential, in a world which is increasingly bereft of other investment opportunities.

The global economy continues to slow down

Portfolio's Performance to 30/09/2019



Source: GWM Asset Management, FE Analytics
Returns are net of income reinvested in GBP

Risk Rating

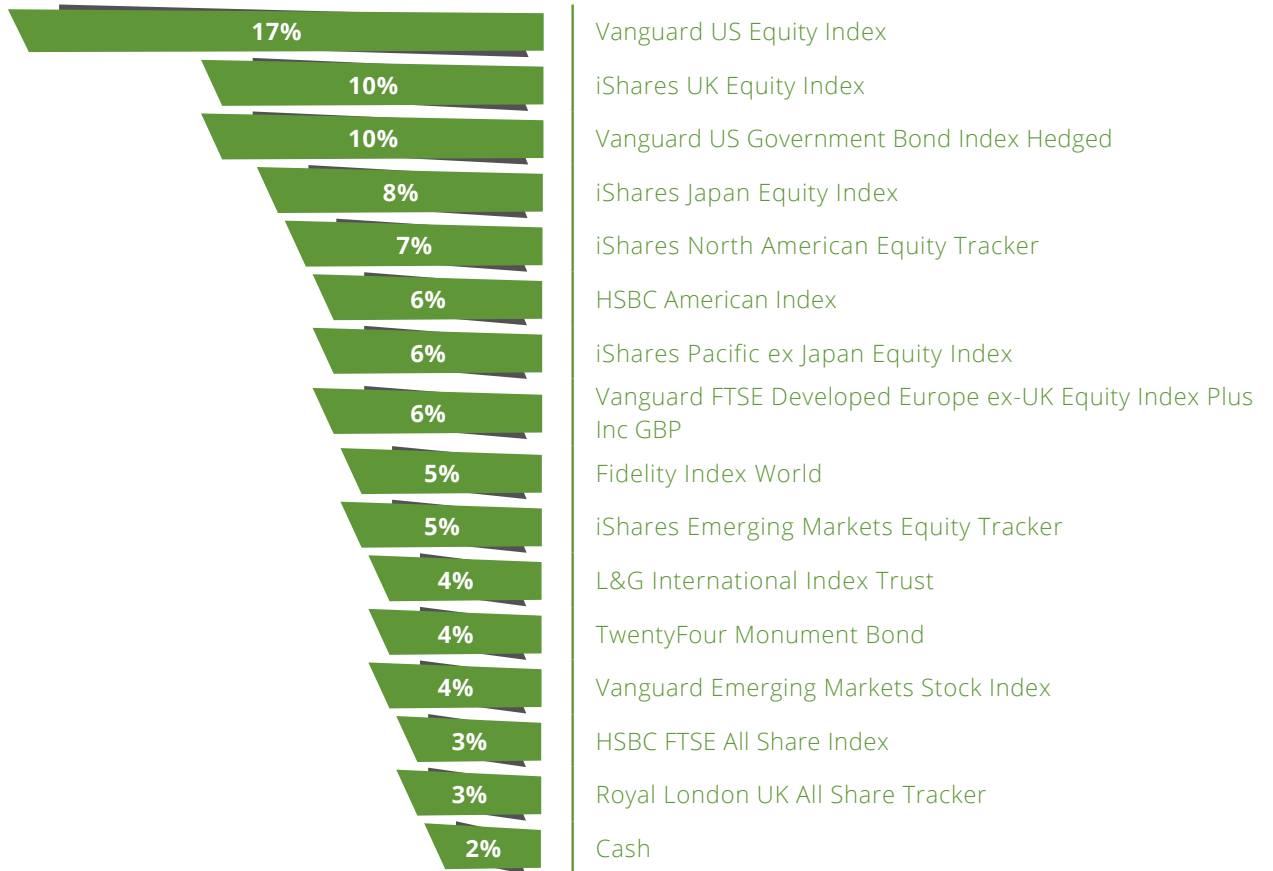
Risk	The portfolios will be managed to remain within a Finametrica Risk Score of 78 to 100.
Descriptor	Adventurous
Expected Volatility (10 year average) (%)	12.3% - 13.9%

Portfolio Summary


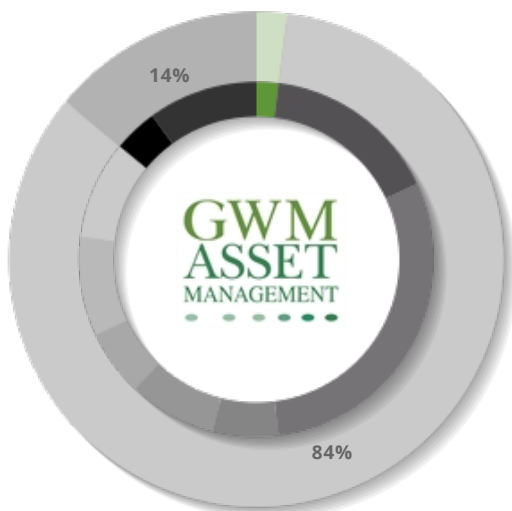
Benchmark	Square Mile Growth 6 Strategic Asset Allocation IA Sector
Launch Date	01/09/2016
Yield	1.9%
Est. Underlying Holdings Charge	0.14%
Platform Availability	Novia, Transact

Estimated Charge: Weighted average of the OCF of all holdings. Where OCF is unavailable TER is used. The actual charge may vary depending upon Platform. Please note: Historic yield figures will only be provided for funds with at least 12 months of performance history. where quoted, the yield is the aggregate and weighted position of each underlying fund within the portfolio and is based on the yield published by the manager of each respective fund.

Portfolio Composition %



Portfolio Breakdown



Important Information

This document is issued by Grosvenor Wealth Management Limited. Grosvenor Wealth Management Limited makes no warranties or representations regarding the accuracy or completeness of the information contained herein. Nothing in this document shall be deemed to constitute financial or investment advice in any way. This document shall not constitute or be deemed to constitute an invitation or inducement to any person to engage in investment activity. Past performance is not a guide to future returns and the value of capital invested and any income generated from it may fluctuate in value. Data provided by Financial Express Limited. Grosvenor Wealth Management Limited is registered in England and Wales (03845524) and is authorised and regulated by the Financial Conduct Authority (472247).