

# GWM Asset Management

## Sustainable Adventurous

### Portfolio Objectives

The aim of the portfolio is to provide capital accumulation over the long term from a mixture of income and capital growth by investing predominantly in equities, with some exposure to fixed income and other defensive assets. The portfolio will be made up of investments that seek to include companies or entities which aim to have a positive environmental or social impact or mitigate environmental and social harm. The risk level can primarily be defined by the equity exposure, which will range between 78% and 93% at the time of investment. The portfolio is managed to a volatility range of between 12.3% and 13.9% over rolling 10-year time periods. This is not guaranteed, and actual volatility may fluctuate outside of these boundaries. It should be emphasised that portfolios investing within a responsible framework may experience higher levels of volatility than expected, especially over shorter time-frames.

#### Performance & Volatility to 30th September 2023

Performance	3 Months	1 Year	Since Launch	2022	2021	2020	2019	2018
Portfolio	-4.0%	2.1%	-14.2%	-14.2%	-	-	-	-
*Volatility		11.2%	11.8%	12.9%	-	-	-	-

\*3 months volatility is not displayed as we regard this as too short-term. Past performance is not a reliable indicator of future results. Returns are net of income reinvested and investment management fees in GBP. Performance does not consider platform or adviser fees. Performance numbers are shown in discrete periods and volatility numbers are annualised. Ex ante transaction costs shown below are the expected transaction costs which include trading costs, broker commissions and spreads.

Source: GWM Asset Management, Lipper, a Refinitiv Company (all rights reserved)

#### Portfolio Summary

Benchmark	GWM Asset Management Growth 6 Strategic Asset Allocation IA Sector
Launch Date	10/09/2021
Yield	0.9%
**Est. Underlying Holdings Charge	0.72%
**Est. Underlying Transaction Cost (ex Ante)	0.16%
Platform Availability	Novia, Transact

### Risk Rating

Descriptor	Adventurous
Expected Volatility (10 year average) (%)	12.3% - 13.9%

### Commentary

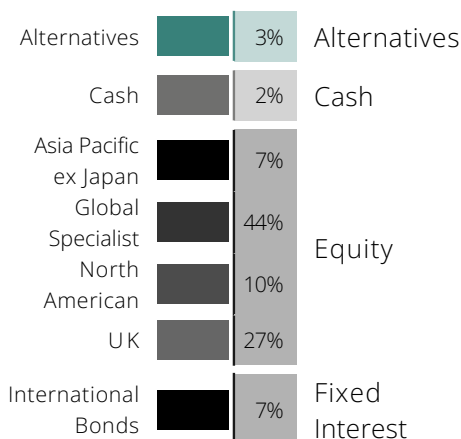
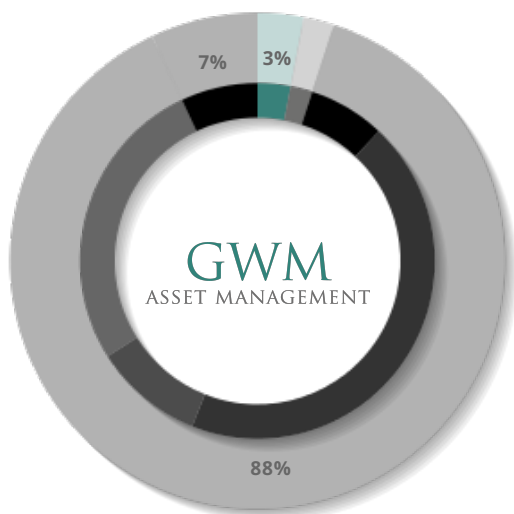
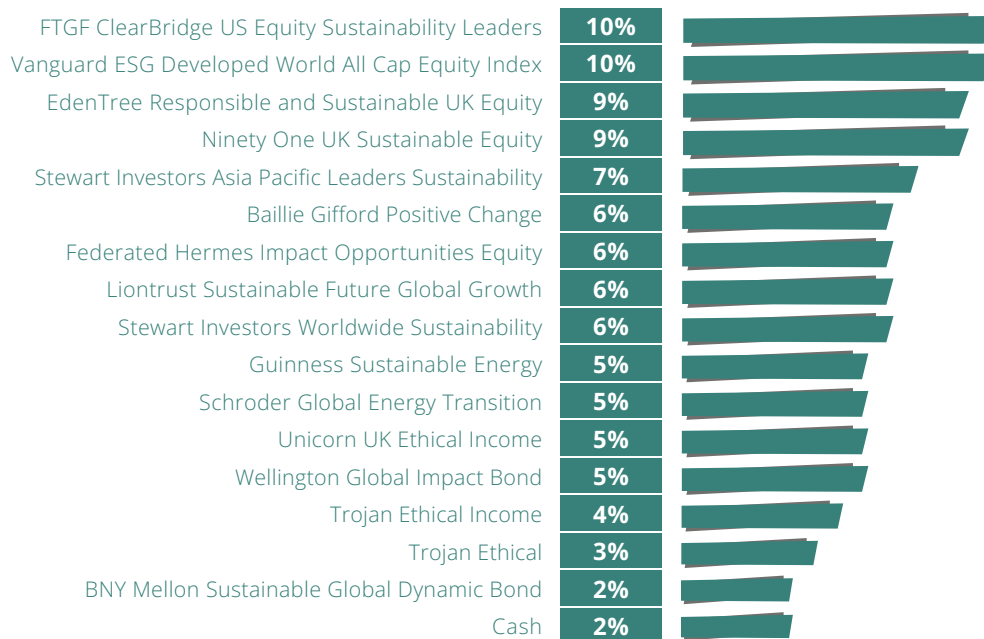
A much anticipated recession has yet to appear. In fact, economic growth has broadly been positive across the board, although outside the US recent gains have been much more modest in nature. Interest rates have risen sharply in the Western world and whilst there is a risk that inflation proves stubborn, not helped by high wages and recent oil price rises, we believe that we are at least near the end of the monetary tightening phase. Inflation continues to fall, with a greater than expected drop in the UK in August. Both the US and UK held rates steady in September and whilst Europe hiked, they indicated it may be the last time. After a brutal 2022 bond markets haven't moved nearly as dramatically in 2023, suggesting a lot of the adjustment to reflect higher interest rates has already happened. Global stock markets traded quite choppy in the third quarter, but most markets are in positive territory this year.

Interest rates may be peaking

\*\*Estimated Charge: Weighted average of the OCF (Ongoing Charge Figure) of all holdings. Where OCF is unavailable TER (Total Expense Ratio) is used. The actual charge may vary depending upon Platform.

Please note: Historic yield figures will only be provided for funds with at least 12 months of performance history. Where quoted, the yield is the aggregate and weighted position of each underlying fund within the portfolio and is based on the yield published by the manager of each respective fund.

## Portfolio Composition %



This document is issued by GWM Asset Management. GWM Asset Management makes no warranties or representations regarding the accuracy or completeness of the information contained herein. Nothing in this document shall be deemed to constitute financial or investment advice in any way. This document shall not constitute or be deemed to constitute an invitation or inducement to any person to engage in investment activity. Past performance is not a guide to future returns and the value of capital invested and any income generated from it may fluctuate in value. Data supplied by Lipper, a Refinitiv Company (all rights reserved). GWM Asset Management is registered in England and Wales (09749337) and is authorised and regulated by the Financial Conduct Authority (737512).